


You can access *Assessments* page and the *Grades* page from the red navigation bar.







Course Home | Course Content | Checklist | Discussions | **Assessments** | Dropbox | **Grades** | Classlist

Quizzes Home

The *Assessment* Link will take you to the *Quizzes Home* page gives you access to take online quizzes/exams set by your instructor.

Religions of the World Spring 2008 01H 55H - Quiz List

 Quizzes Home

Past Quizzes	Attempts
Exam I Feb 12, 2008 1:00 PM - Feb 24, 2008 9:00 PM	0 / 1  
Exam II Apr 1, 2008 1:00 PM - Apr 7, 2008 9:00 PM	0 / unlimited  
Final Exam Apr 28, 2008 8:00 AM - May 2, 2008 7:00 AM	0 / 1  

Your instructor will tell you in the Syllabus if you are to take any online quizzes/exams. You should also be told in your Syllabus when the open dates/times will be for these quizzes /exams. Make careful note of the open dates. These are also shown on the *Quizzes Home* page.

When you access your quiz/test be sure to follow all directions set by your instructor and **be sure to SAVE and SUBMIT your quiz/test.**

Respondus LockDown Browser Links

Is your instructor requiring the use of the Respondus LockDown Browser to take tests?
[Click here to go to our Respondus LockDown Browser download page.](#)

NOTE: this browser is only for Chattanooga State's eLearn system. If you are taking ROPD classes also, you will have to download the LockDown Browser for the ROPD system through your ROPD class site.

Want to know how to use it?
[LockDown Browser Quick Start Guide](#)

If you were instructed to use the *Respondus LockDown Browser* make sure you have downloaded it in advance.

A link to the browser is found on the left hand side of your *Course Home* Page

The url is <http://www.respondus.com/lockdown/informationd.pl?>

NOTE — If you are taking a fully online course then might be required to take *Proctored Exams*.

Check your Syllabus to see if this is required. You will be instructed to complete the Student Proctor Form which will be linked off you course home page. This form will be submitted to the Center for Distributed Education. It will indicate where you wish to take your proctored exams and CDE will ensure the appropriate Proctor Site has all the needed information.

Grades

My Home|Email|Calendar|Help

Chattanooga State SOOL_1010 Student Orientation to Online Learning

Course Home|Course Content|Checklist|Discussions|Assessments|Dropbox|Grades|Classlist

Instructions





- The Grades tool is used to grade users' performance.
- Use this page to view your grades and to view feedback.
- You cannot view your grades until they are released.

Grades

Grades

Print

Grade Items


Grade Item	Points
Practice Quiz 	10 / 10
Practice Dropbox Assignment 	0 / 10
Cornbread 	0 / 10
Group Project 	0 / 100

The *Grades* page will give you the results from your assessment.

You will only be able to see the grades that the instructor has allowed to be released. Some instructors will chose to wait until the due date has passed and all students in the class have had their assessment graded to allow any student to view results.

Also notice in the example above that the instructor had assigned various forms of assessment, which includes a: Quiz; Dropbox Assignment; Discussion on Cornbread and a Group Project.

Remember it is very important to keep up with all your assignments and due dates.

If you click the *Quiz Icon*  on the Grades Page, a graph will appear comparing your grade with the other students in your class.

NOTE: If you cannot see the Quiz Icon, your instructor has

